

1
RoHS

2
客户图

3
目錄
MAPX

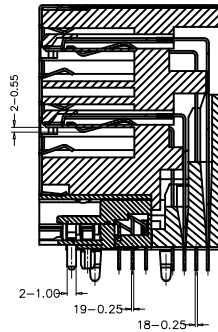
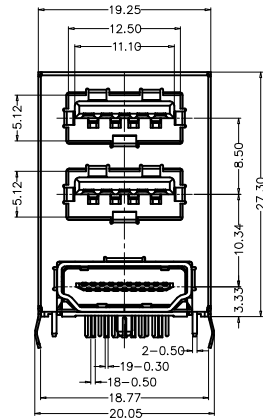
4
設變內容
MODIFICATION

5
日期
DATE

6
A0

7
NEW

8
09-10-20



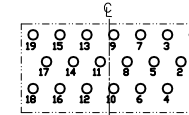
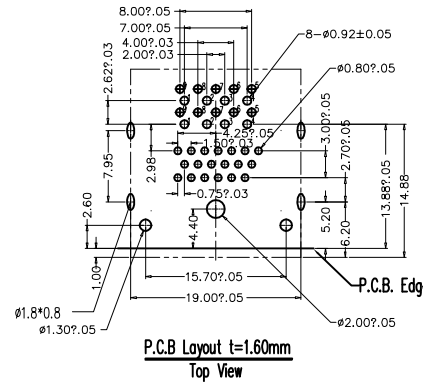
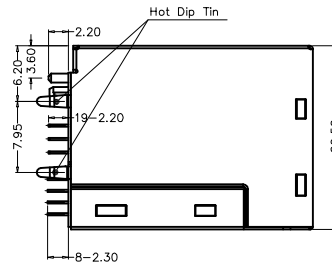
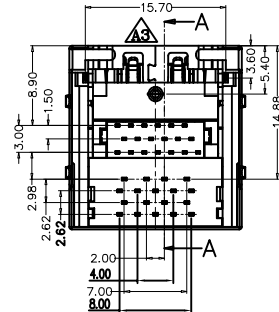
SECTION A-A

SPECIFICATIONS

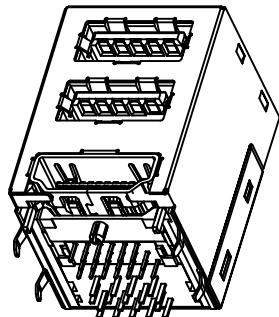
1. USB
 1.1 Voltage: 250 VAC(RMS) Max.
 1.2 Current Rating: 1.5 Ampere per Contact
 1.3 Contact Resistance: 30 Milliohms Max.
 1.4 Insulation Resistance: 1000 Megohms Min.
 1.5 Dielectric Withstanding Voltage: 750 VAC(RMS)
 1.6 Total Mating Force: 3.57 Kgf Max.
 1.7 Total Unmating Force: 1.02 Kgf Min.
 1.8 Operating Temperature: -55°C to +85°C
2. HDMI
 2.1 Voltage: 40 VAC(RMS) Max.
 2.2 Current Rating: 0.5 Ampere per Contact
 2.3 Contact Resistance: 30 Milliohms Max.
 2.4 Insulation Resistance: 100 Megohms Min.
 2.5 Dielectric Withstanding Voltage: 500V DC(RMS)
 2.6 Total Mating Force: 4.5 Kgf Max.
 2.7 Total Unmating Force: 1.0 Kgf Min.
 2.8 Operating Temperature: -55°C to +85°C

NOTES

1. MATERIAL:
 Housing(USB):PBT, UL 94V-0, Color:Blue.
 Housing(HDMI):LCP, UL 94V-0, Color:Black.
 Terminal:Copper Alloy.
 Shell(USB):Stainless Steel.
 Shell(HDMI):Steel.
2. FINISH:
 Terminal(USB): Gold Plated over Nickel at Contact Area.
 Tin Plated over Nickel at Solder Area.
 Terminal(HDMI):Full Gold Plated over Nickel Area.
 Shell(HDMI):Nickel Plated.
3. This Product is LEAD-FREE & RoHS Compliance Product.



HDMI Pin Position



产品图 PRODUCT CHART DWG		东莞市颖鑫电子科技有限公司					
公差一览表 TOLERANCE UNLESS OTHERWISE		单位 UNITS	MM	制图 DRAWING	王冠	产品料号 PRODUCT PART NO.	00710-U3FHDF1-X
X.	±0.30	X'	±5'	比例 SCALE	审核 CHKD	产品名称 PRODUCT NO.	USB3.0双层+HDMI母座三层
.X	±0.25	.X'	±2'				
.XX	±0.30	.XX'	±1'	日期 DATE	核准 APPD	角法 VIEW	版本 VER
.XXX	±0.15	.XXX'	±0.5'				